



## Pacific Pop Top Caravan Series



*PACIFIC Pop Top Caravan*

Trailblazers RV Pacific Pop Top Caravan range includes models from 16' to 19' lengths. Our lightweight construction suits many of the lighter SUVs and passenger vehicles, versatile layouts cater for couples or families.

With stylish, contemporary furniture and your choice of leather or fabric upholstery, the Pacific range will impress with its bright airy look. Spacious living areas include L shape lounge or café dining seating and generous storage. Spacious bedrooms are built for comfort with double or twin slat beds with plenty of under bed storage, robes and bedside tables and overhead cabinets. Kitchen and bathroom options include convection microwave, fridge upgrade and washing machine.

These lightweight, low profile pop top Pacific models are aerodynamic, economical to tow and easy to store. For off road travel optional AL-KO suspension is available.

Trailblazers RV Pacific Pop Top caravans are ideal for those who want to tow a low profile, lightweight RV. With a travel height of only 2100mm, the range is designed to fit in most standard garages and carports. Many options can be included to enable you to tailor your caravan to suit your needs.



Queen bed with wardrobes and storage under

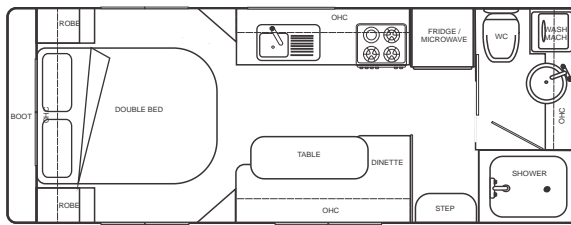


Spacious kitchen with 150L 3 way fridge & microwave

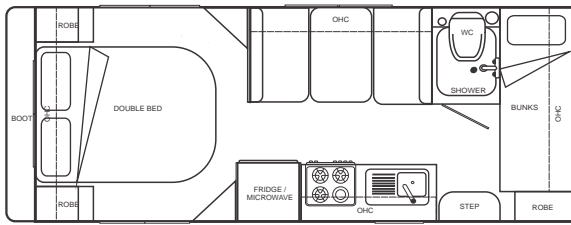


L shaped lounge with optional leather upholstery

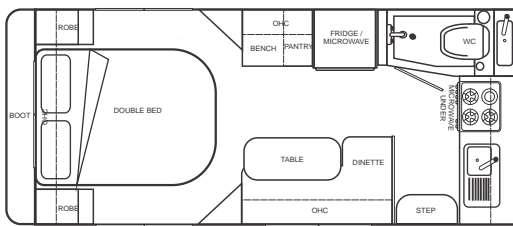
## FLOORPLANS



PACIFIC 19.01 Pop Top (19' rear ensuite model)



PACIFIC 19.02 Pop Top (19' shower/toilet family model)



PACIFIC 16.01 Pop Top (16 6\"/>

## FEATURES

### BEDROOM

- Queen innerspring mattress
- Under bed storage
- Wardrobes
- Bedside tables
- Overhead cabinets
- LED reading lights
- 240V outlet

### KITCHEN

- 150L 3 way fridge
- Gas / 240V cooktop & grill
- Microwave
- 12V range hood
- 240V outlets
- Storage

### OTHER

- LED interior lights
- 160L fresh water
- 12V water pump
- Gas / 240V HWS
- Water tank gauge
- 100Ahr battery
- 2 x 9KG gas bottle
- 30Amp charger / transformer
- Composite panel construction

### BATHROOM

- 19.01 model - Ceramic cassette toilet
- Shower w screen
- Ceramic vanity basin
- 240V outlets
- Storage
- Other models - Combo shower & toilet

### LIVING & DINING

- L shaped lounge or café dining
- Entertainment pack - TV/DVD, folding arm, antenna
- AM/FM/CD player
- Reverse cycle aircon
- LED reading lights
- 240V outlets
- Overhead cabinets
- Storage

### EXTERIOR

- Dometic rollout awning
- Double glazed windows w screens & blinds
- Security door
- Folding picnic table
- Storage
- Waterproof front boot
- LED tail & marker lights
- LED annex light
- 240V outlet
- 12V outlet
- Ezi lift drop down jacks
- Mesh to A frame
- Alloy wheels
- Trail A Mate jack

### OPTIONS

- Solar system
- Washing machine
- Upholstery options
- Slide out BBQ
- Off road suspension

## SPECIFICATIONS

# Base model. All measurements are approximate

|                |        |
|----------------|--------|
| Travel height  | 2100mm |
| Body length    | 6000mm |
| Body width     | 2300mm |
| Overall length | 7500mm |
| Tare           | TBA    |

+ Due to continuous improvements and development, Trailblazers RV reserves the right to make changes without notification. Floorplans are not to scale and a guide only.



Full ensuite with Lemair washing machine



China flush toilet



Built in BBQ